

October 2020

Spool

TALK

Our mailing address:

TRENT VALLEY QUILTER'S GUILD

Mailing Address:

Trent Valley Quilters' Guild

Attention: Joan Cohrs

14656 County Rd 21

Brighton

K0K 1H0

www.trentvalleyquiltersguild.com

www.facebook.com/trentvalleyquiltersguild

Meetings are usually held on the third Wednesday of the month (except July and August) at Brighton Community Centre, Brighton, Ontario. The doors open at 1:00 p.m. and we meet from 1:30 p.m. to 3:30 p.m.

President's Message	Judy Gray
----------------------------	------------------

Greetings Fellow Guild Members

Here we are into October already!

Even though this year has so many challenges it still seems that the time has been flying by.

Everywhere you look today there are bursts of colour! The trees, the fields, the flowers! Beauty all around!

All inspiration to make fall quilts! With all of us staying home more it is giving us opportunity to do so.

It was with great disappointment that we had to cancel our very first Guild meeting. The covid 19 virus is still raging strong and it appears the second wave is happening as predicted. Every venue I'm involved in is revamping how they are doing things with lots of virtual online events happening.

This seems to be the new normal, which has been a stretch to many of us including myself. There has been much discussion too how we can utilize these techniques to be used for our Guild. We had a virtual Show and Share the other day that went well other than not many members tuned in to enjoy.

We are planning to repeat this process each month on our regular Guild day being the 3rd Wednesday of the month, going forward until we are able to meet again.

We are also asking you to watch specific online videos so that we can have some discussion around the video, just for point of interest. The link will be emailed to you for easy access roughly a week beforehand so you have time to watch it.

We will then have discussion around the video then move onto the Show and Share portion of the meeting. Hopefully it will give us a chance to connect with our Guild Members and see what you have been up to.

I hope you tap into this opportunity as well as the many other programs that we already have at our disposal.

Our Newsletter, our Website, our Facebook page. All are ways to stay connected and keep up to date things that are happening in our Guild. All of these programs are opportunities to display our beautiful works and hard work! Take advantage!!!!

Feel free to contact me at any time with any questions or concerns. We will do our best to keep you informed as things unfold in our Guild. I am looking forward to hearing from our committee chairs as well. I hope you sit back and enjoy the Newsletter! I also wish you and your family a very happy and blessed Thanksgiving!!!

Judy Gray
Your President



I hope everyone had a good Thanksgiving keeping just to your own households!

Also, that the brilliant October colours have inspired you in your quilt making.

I know that some of you have managed to attend the UFO's that Midge has been organizing. It is so important for us all to keep in touch with one another during these Covid 19 times. To that end the Guild will be hosting online meetings which will be scheduled at the same time as our regular monthly Guild meetings. The next **online meeting to be on October 21st at 1p.m.** Keep an eye on your e-mail as Judy will send out the invite. I will also send out the instructions for joining the video conference. You can join using a pc, laptop, tablet, i-pad, or cellphone, (all types). We use Go to Meeting for our online meetings. It is important to download the Go to Meeting app prior to the meeting & to ensure that your webcam & microphone are working. I will also send out a dial in link for those unable to join because of technical difficulties or poor internet connections.

We had about 15 folks join us for the Show & Share we hosted & it worked out fairly well, so the focus of these meetings will be the Show & Share and updates from all the committee chairs.

See you on the 21st.

Cheers😊

Rita.

Nominations**Hattie Van Dyk past President****Quilt Show 2021****Sarah Roberts & team****2021 Quilt Show Update**

Happy Thanksgiving everyone! I hope you enjoy the long weekend, the weather, and the people you are able to be with.

The Quilt Show committee is a quiet place these days, but there is always positive ways to spin that! We just all be working on beautiful items to enter in the show!!

I am happy to report that Alison Cirinna has stepped up again for this show to be in charge of our Viewers' Choice committee. She will also be researching judges for the show. Any quilt (or quilted item) entered for the show can be judged IF YOU SO CHOOSE. It is not mandatory when you make an entry.



We still need someone to head up advertising. Once we can see the future of this pandemic's path a little better, we will be setting our advertising in place. If you are interested in helping us out, please contact me, Sarah Roberts. Another important position is that of Raffle Basket coordinator. Call me!

Our Raffle Quilt tickets are being distributed. The raffle is going on full steam, and Donna Brawley and Donna Simpson were at the UFO day (following all public health protocols!) to start distributing tickets for us to sell. We so appreciate the work of these ladies! Tickets went out to all in the room for the UFO, and several other guild members stopped in to pick theirs up. Thank you so much!

Stay safe my friends! We WILL get through this pandemic, and I look forward to the time when we can all meet again.

Sarah Roberts

Program	Tina May
----------------	-----------------

Greetings from the Program Committee.

We are planning in the hope of increased opening for the Winter months. We are looking forward to the mother of all show and tell session. I know that I have been finishing many of those pesky UFOs. We are looking forward to seeing everyone in the not too distant future.

Tina May and the Committee.

Workshop Convenor	Marie Newman
--------------------------	---------------------

CQA Liaison	Stella Dorsman
--------------------	-----------------------



Greetings fellow quilters from your Comfort Quilts Committee. Although we have not been meeting for a number of months, we are still receiving quilt tops from Guild members and one non-member. We have received 11 quilts within the last month, as well a Guild member fabric donation. Thank you very much! 162 quilts have also been distributed to date to those in need.

Here is a delicious and very easy gluten free Banana Bread recipe. I hope you had a Happy Thanksgiving and that you were able to spend some precious time with your family members.

Easy Gluten Free Banana Bread

2 to 3 very ripe bananas, mashed

1/3 cup melted unsalted butter or coconut oil

1 tsp baking soda

1 ½ cups gluten free flour (I use 1-1 baking flour from Bulk Barn)

¼ tsp xanthan gum (if your gluten free flour doesn't already contain it. 1-1 flour contains xanthan gum)

Pinch salt


¾ cup granulated sugar (I use maple syrup)

2 large eggs, beaten

1 tsp pure vanilla extract

½ cup walnuts (optional)

1. Preheat oven to 350F.
2. Spray a 4 x 8 loaf pan with cooking spray (I use coconut oil).
3. In a mixing bowl, mash bananas until smooth.
4. Add baking soda to bananas.
5. Stir the melted butter into bananas.
6. Stir in sugar, salt, eggs and pure vanilla.
7. Mix in flour (and xanthan gum if flour doesn't already contain it).
8. Pour batter into greased loaf pan.
9. Bake on center rack for 1 hour (depending on your oven) or until toothpick inserted in the center comes out clean.
10. Cool completely before slicing. Enjoy!
11. Store in air-tight container.



Hello Everyone.

Just a reminder, membership fees were due at the end of September. We are still waiting to hear from a few people.

Even though we are not yet able to meet in person it is important to pay your dues as it helps maintain a healthy guild.

Cheques can be mailed to Donna Brawley or you can e-transfer your dues. Please contact me if you have decided not to renew your membership as we have people on our waiting list who are interested in a spot.

Thanks
Donna Brawley

UFO update.

We have had one successful UFO in September with the Covid rules in place. It was great to see our quilting friends, all wearing their masks, after such a long time.

The October UFO will have happened by the time you receive the newsletter. (Editor's note, it was wonderful)

The **November UFO is on Friday, November 13th at the Brighton Community Centre 9:00 - 3:30 with sign up by e-mail to Midge on Thursday November 5th after 10 am.** It will be brown bag lunch, tea & coffee, usually yummy treats, \$5.00 for the day. Come out and quilt with the masked quilters. (You do not have to wear your mask while you are sewing at your machine. When moving about and when someone comes to chat with you, then masks go on.

Should the Covid rules change for the Community Centre you will be advised. Cheers,
Midge Trauzzi



***I have stitched,
formed friendships,
laughed, shared secrets,
eased burdens,
and learnt lessons,
for this I can be grateful. This is a journey of a quilter!***

The Retreat Committee has begun planning the 2021 Retreat, assuming that the worst is behind us by the last quarter of 2021!

We would like to hear from our members. What are your Retreat expectations? What is important to you (for example, cost, travel time, location, etc.)? Have you stayed somewhere (ie hotel, inn, or resort) that you think could be used by the guild? Would you be interested in attending retreat?

Please send your response via email to your Retreat Committee members listed below by October 22nd.

Looking forward to receiving your input and please continue to stay safe!

Retreat 2021 Committee:

Elaine Combdon
Louise Oberwarth
Sarah Roberts
Pat Brinklow

Quilters usually know have to make the best of a challenging situation. We quilt! We can now share our new projects on our website.

How to share your quilts on the TVQG website:

1. Take pictures of your quilt using the best lighting possible. Try to get them as clear as possible. Make note of where these pictures are on your tablet or computer. They will need to be on the same device as what you will be using to access the website.

1. Go to www.trentvalleyquiltersguild.com. Under OUR SITE INDEX, select MEMBERS LOGIN.

2. Login in using the usual password and press Login.

3. Select the Show and Share Upload button.

4.. Complete the form with:

Name. This is mandatory. First and last name.

Email. Mandatory. (Extra spaces may make the email address appear invalid)

**The above two fields will NOT be included in the post. The Coordinator needs this information

.Description: Write up a short story about your quilt. The title of your quilt and the name of the designer. Who is it for? Why that pattern? You know what we like to hear. Just like our live "SHOW & SHARES" in person without that scary microphone.

Include your name in this paragraph as you would like to see it on the website. If you don't want your full name on the website, then just put your first name and last name initial.

NOTE: If you would like to share this in an upcoming Newsletter, state that here. Your Share will be forwarded to Yvette, Newsletter Coordinator.

Select up to 2 images to upload. Hit Browse and go to the folder on your device where the pictures are. Select a picture and press Open. The coordinator will pick one photo to use.

You will notice that when a field is filled correctly, the title changes to green.

Click SUBMIT

Done. This will send an email to Sue Davies. From there it will be put on the website.

To enjoy the Shared quilts, go to SHOW AND SHARE under OUR SITE INDEX.

Let's start with projects that have been completed during COVID-19.

It will be nice to see what good things have resulted from a challenging situation.

The Website and/or the Newsletter Coordinator have editing rights of your text.

Questions about this can be sent to Sue Davies. Newsletter questions can be directed to Yvette Chilcott.

www.trentvalleyquiltersguild.com

Our Facebook page: <https://www.facebook.com/trentvalleyquiltersguild/>

Library	Pat Leblanc
----------------	--------------------

Sunshine	Darlene Blanchet
-----------------	-------------------------

Greeting to our members! You can contact me (Darlene) if you know of someone in our guild who is ill, has lost a loved one or undergone surgery. Many thanks, Darlene

Social	Heather McKellar
---------------	-------------------------

Treasurer's Report

Joan Cohrs

The statements and records for the Guild's fiscal year ending July 31, 2020 were reviewed by Marie Newman and Marion Payette in late August. The financial report was approved by the executive in September. All expenditures were routine and of course very limited after March.

Many of you have paid their membership by Etransfer (thank you!). I do send an acknowledgment when the funds are deposited in the guild account. Note that no password is required.

If you have any questions, please send me an email.

Take care everyone, Joan

Guild Show Challenge 2021

Janet Kivisto & Lee Farmes

The Guild Show Challenge 2021 is underway. A group of Intrepid members has accepted the challenge to create a small quilted piece that interprets the theme "A Moment in Time". They must incorporate a recognizable amount of the challenge fabric (selected by the committee) in the front of the quilt.

The finished quilts will be displayed at our April 2021 meeting for members to vote for "Viewer's Choice". We anticipate that these quilts will be hung in the Tea Room at our 2021 guild show.

Challengers, start your engines!

Editor's note, here is a recap of the rules:

1. The challenge is open to all members of the Trent Valley Quilters' Guild.
2. The theme is "A Moment in Time".
3. A recognizable amount of the challenge fabric is to be used in the FRONT of your quilt.
4. The quilt must be presented, completed, including binding or other completed edging, at the April 2021 meeting of the guild for voting on by the membership as a Viewers' Choice.
5. Size of quilt, outside measurements, to be a minimum of 75 inches and a maximum of 100 inches.

Mini Retreat


Alison Cirinna & team

Hope this finds everyone doing well. It's been a very different year so far and it doesn't look like it's going to change much. So, it is with great sadness that your Mini Retreat committee have decided to cancel the Mini Retreat this Oct 29th and 30th. We are hoping to have the retreat on May 6th and 7th of 2021.











Thanks

Your Mini Retreat committee.




EXECUTIVE	
President	Judy Gray
Vice President	Rita Downhill
Treasurer	Joan Cohrs
Secretary	Linda Harvey
Past President	Hattie Van Dyk
COMMITTEES	
Quilt Show	Sarah Roberts
Program	Tina May
Workshops	Marie Newman
Membership	Donna Brawley
E-mail Co-ordinator	Renee Myltoft
Retreat	Pat Brinklow
Social	Heather McKellar
CQA Liaison	Stella Dorsman
Library	Pat Leblanc
Comfort Quilts	Nancy Wallace with Janice Hewitt
Christmas Placemats	Jane Baier
U.F.O.	Midge Trauzzi
Website	Sue Davies
Newsletter	Yvette Chilcott
Sunshine	Darlene Blanchet



In My Sewing Room thou shalt not...

-  . ask when it will be finished
-  . cut anything with my fabric scissors
-  . request that I hem your pants
-  . speak to me when I have seam ripper in hand
-  . tell me I have too much fabric
-  . push buttons on my sewing machine
-  . bring me your clothes to iron
-  . pull on any loose threads
-  . wonder aloud why I'm still in my pajamas
-  . come looking for food-this is not the kitchen

These businesses support our guild. Please let them know that you saw their business card here in your newsletter when you visit or call them. They are the back bone of our quilting; their knowledge and services are indispensable so it is vital that we support them during these difficult times.

<p>Guild Member Discounts PFAFF <small>Perfection starts here.</small> Authorized Husqvarna / Pfaff Machine Sales and Service Centre</p> <p>The Stitch Witch "The more you know, the more you sew" OVER 3,500 BOLTS OF FABRIC NOTIONS & CLASSES SEWING MACHINE SALES SERVICE ALL MAKES & MODELS</p> <p>884 Division Street, Unit 106 Cobourg, ON. K9A 5V3 (905) 372-5145 www.stitchwitch.ca</p> <p>Hwy 401 - Exit 474 South</p> 	 <p>GROOVY THREADS SEWING STUDIO</p> <p>Unit 3 - 17477 Highway 2 West Trenton, Ontario K8V 5P7 Ph: 613-392-1422 TF: 1-877-292-7136 askus@groovy-threads.com groovy-threads.com</p>
<p><i>Taylor Sewing</i> QUILT SHOP</p> <p>7712 Kent Blvd Brockville 613-342-3153 www.taylorsewing.com</p> <p>JANOME PFAFF AURILIO</p> <p>Quilting Fabrics ~ Notions ~ Batting Monk's Cloth ~ Machine Sales and Service</p>	<p>Loyalist Custom Quilting</p> <p>Amie Cote Owner & Operator</p> <p>Specialized in Long Arm Quilting</p> <p>Roslin, Ontario 613 242-7044</p> <p>abcfamilly@gmail.com</p> 
<p><i>Nancy's</i> SEWING NOOK sewing supplies for the home sewist</p> <p>84 Division Street Trenton 613-403-0116</p>	<p>Kraft Village Since 1986</p> <p>STOP Paying Too Much For Fabric! At Kraft Village, Quilters Cottons For Only \$12.99* Per Meter! All Day, Every Day!</p> <p><small>*Some exclusions and restrictions apply, see store for details, taxes extra.</small></p> <p>191 Dundas St. E, Belleville • 613-966-9964 • kraftvillage.ca</p> <p>KRAFT VILLAGE, IT'S WORTH THE VISIT!</p>

Ronda's Quilt Creations

Check out the Facebook page

[https://www.facebook.com/#!/](https://www.facebook.com/#!/rondasquiltcreations)

rondasquiltcreations

huffs_@hotmail.com



YOUR #1 SEWING CENTRE



Fabric, Cottons,
Service and Sales
for Most Makes of
Sewing Machines

Peterborough
186 George St. North
Peterborough, Ont.
Phone: 705-742-3337

Sewing Essentials
51B King St. East
Bowmanville, ON
905-623-2404

Campbellford
62 Bridge St. East
Campbellford, Ont. K0L 1L0
Phone: 705-653-5642 Fax: 705-653-2007
materialgirl1ca@yahoo.ca



Nancy's Longarm Quilting Services

Reasonable Rates!

Nancy Wallace

Brighton, Ontario

P: 705-559-3084

E: anwallace2@yahoo.ca



Your Quilts Done
LONGARM QUILTING SERVICE

Your best work deserves a great finish!

Custom and Edge to Edge quilting

30% off your first quilt

Free return shipping in Canada

Quick turnaround times

Local sunroom drop-off/pick up available

519-741-4882

www.yourquiltsdone.com

45 Bock Street, New Dundee, ON




Sew Sew Quilter

43 Dave Drive Frankford
Email piggylt@hotmail.com
Sewsewquilter67@gmail.com
Phone 613 3910407



Linda Thayer



Janice's Longarm Quilting

48 Cedar Creek Way
Frankford, Ontario K0K 2C0
Phone: 416-302-0246

Email: hewitt.janice@gmail.com

By appointment only



This was started at the workshop on windows. Mine was way too long so split in half and have it hanging on two different walls.

Judy Elliott



From **Diane Cichon**:

Garden Tea Party

Designed by: Arlene and Melissa from the Quilt Company

This quilt was a BOM , one of my favourite projects. It expresses my personality and a dream to open a tea room with a very dear friend. It was beautifully custom quilted by Deanna Gaudaur.

I take this opportunity to send a huge thank you to the committee for all your hard work.

THINGS I DO IN MY SPARE TIME



SEW FABRIC



BUY FABRIC




REVIEW FABRIC



RESEARCH FABRIC



TALK ABOUT FABRIC



REARRANGE FABRIC



This scrappy queen size quilt was made with every scrap I had. Pattern was made up as I went along. Nancy Wallace did a wonderful job quilting it. Judy Elliott




Netflix and wool appliqué have gotten me through COVID. Pattern was from an old Primitive Gatherings magazine. Daughter took it home as soon as it was finished. Judy Elliot



Jane Green

This quilt is inspired by one Marilyn Edmonds made last year. I wanted to make one too. It was lots of finicky piecing but worth the effort. Great use for a jelly roll.



Here is the train quilt I made for my grandson Ethan. He wanted a big boy train not baby. I used a panel and made up my own design. I also made a train quilt pattern to quilt it .

Pat Leblanc

Judy Gray

Quilt name : Porch Pumpkin

Designer : Judy Gray , Foxton
Woolens Quilts and Designs

I used a collection of cotton by
Kim Diehl called October
Morning along with wool to
applique the centre block . I
was inspired to make this quilt
because I love looking at
everyones fall displays around
their houses. It's always so
warm to see a Fall welcome
displayed .





Suzanne's snow globe...

I started this quilt December 27th 2019. I was planning on doing 1 block a month therefore I would have it finished for the following Christmas, well Covid 19 came along. I realized I love applique... just kept on moving along.

I finished this quilt;"snow globe" in August.

Thank you, Kathy Herron for gifting me this kit and challenge... I quilted it myself using my walking foot... (I also used some stipple-stitches incorporated in my sewing machine (I have a Husqvarna Ruby), inside the blue globes, with the snowman . Kathy did the stipple FM for me.

This will be gifted to my 6-year Granddaughter.



Suzanne's **My Sunshine** panel.

It's almost finished except for the binding... which is going on this weekend. I designed it on paper what size I wanted the quilt to be, then built the borders around the panel.

Since, I'm not comfortable with free motion, I stitched most of it with my walking foot. I played around with some of the design quilting stitches on my "Husqvarna Ruby", which has amazing stitches.

This will be gifted to my 11-year old Granddaughter for Christmas...



Kathy Herron

Her blue and white quilt is a Jelly Snowflake mystery quilt sew along by Pat Sloan that she saw on Facebook.

"I really only wanted two colours so I bought the blue fabric at Groovy Threads. It was a backing fabric that I fell in love with and thought it would add dimension to the snowflake. Finished size approx. 50 inches square."



Kathy Herron's quilt is a Moda kit pattern called Folk Art Christmas Stars, designed by Robyn Pandolf.

"I loved making it except for the million flying geese that I had to do. I quilted both these quilts myself on my sit-down long arm machine. Finished size approximately 75x92. I am really trying to learn to do different quilting other than meandering and am enjoying it immensely.

